



**SVETOVALNICA ZA DELO NA
DALJAVO**



FB: eTwinning Slovenija

Twitter: @eTwinningSI

YT: eTwinning Slovenija



Irena Rimc Voglar

22. 04. 2020

Spletna aplikacija za formativno spremljanje in utrjevanje znanja

If you like

Quizlet | 

You'll love

Quizlet Live

QUIZLET

QUIZLET LIVE

Aplikacija za izdelavo učnih kartic za samostojno učenje in ponavljanje.

Učenci v naključno izbranih skupinah, ki jih določi računalnik, sodelujejo pri utrjevanju znanja ter hkrati kot skupina tekmujejo proti drugim skupinam. Zdaj je na voljo tudi opcija za individualno sodelovanje.

My room

STUDY

 Learn

 Flashcards

 Write

 Spell

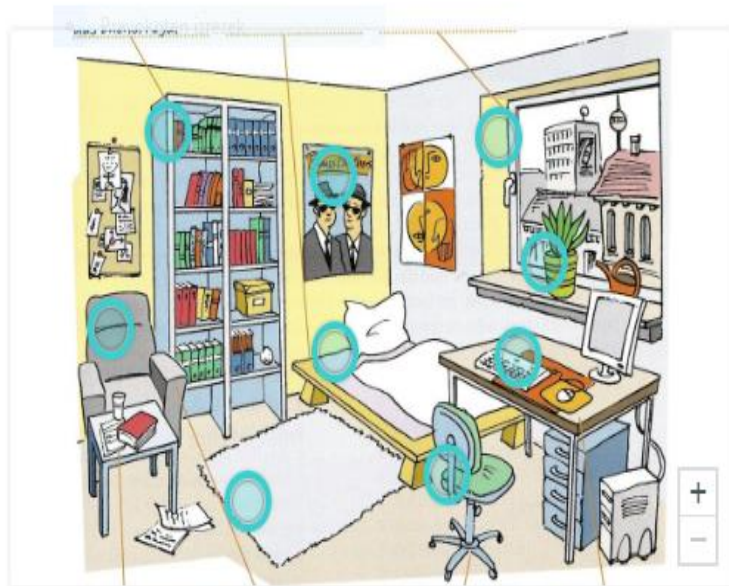
 Test

Play

 Match

 Gravity

 Live



QUIZLET

- utrjevanje besedišča
- utrjevanje slovničnih struktur
- razumevanja besedila
- (kratki odgovori, pravilno/napačno)

QUIZLET LIVE

- preverjanje po utrjevanju
- povratna informacija za učence
- do 40 učencev
- najmanj 2 igralca
- najmanj 6 pojmov

QUIZLET LIVE



Tako najdete QUIZLET na spletu

quizlet



 Vse

 Slike

 Videoposnetki

 Knjige

 Zemljevidi

 Več

Nastavitve

Približno 50.200.000 rez. (0,37 sek.)

quizlet.com  Prevedi to stran

Quizlet: Learning tools & flashcards, for free

 Pravokoten izrezek

Become your most unstoppable self

Master any subject, one success at a time.

Get started

PRIJAVA


I'm a teacher

I am a parent



QUIZLET IS FOR

Domača stran, ko ste registrirani

Quizlet 🔍 Search 📄 Create  irenarv ▾



Home

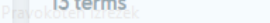

- Premium Content
- Settings



Sets (14)



- Folders (3)
- RAZNO
- ENGLISH
- DEUTSCH
- [Create a folder](#)



RECENT View all >



Will and going to - practice 
30 terms
 irenarv TEACHER

Phrasal verbs with 'LOOK' 
13 terms
 irenarv TEACHER

Mein Tag 
21 terms
 irenarv TEACHER

Schulsachen 
21 terms
 irenarv TEACHER

Adjektiv-Deklination: unbestimmter Artik... 
17 terms
 irenarv TEACHER

My room 
15 terms
 irenarv TEACHER

⋮ ×

■ Sets (14)

■ Folders (3)

Seznam map

RAZNO

ENGLISH

DEUTSCH

+ Create a folder

Ustvarite mapo

👤 Classes (5)

Sezna razredov

6. razred

7. razred

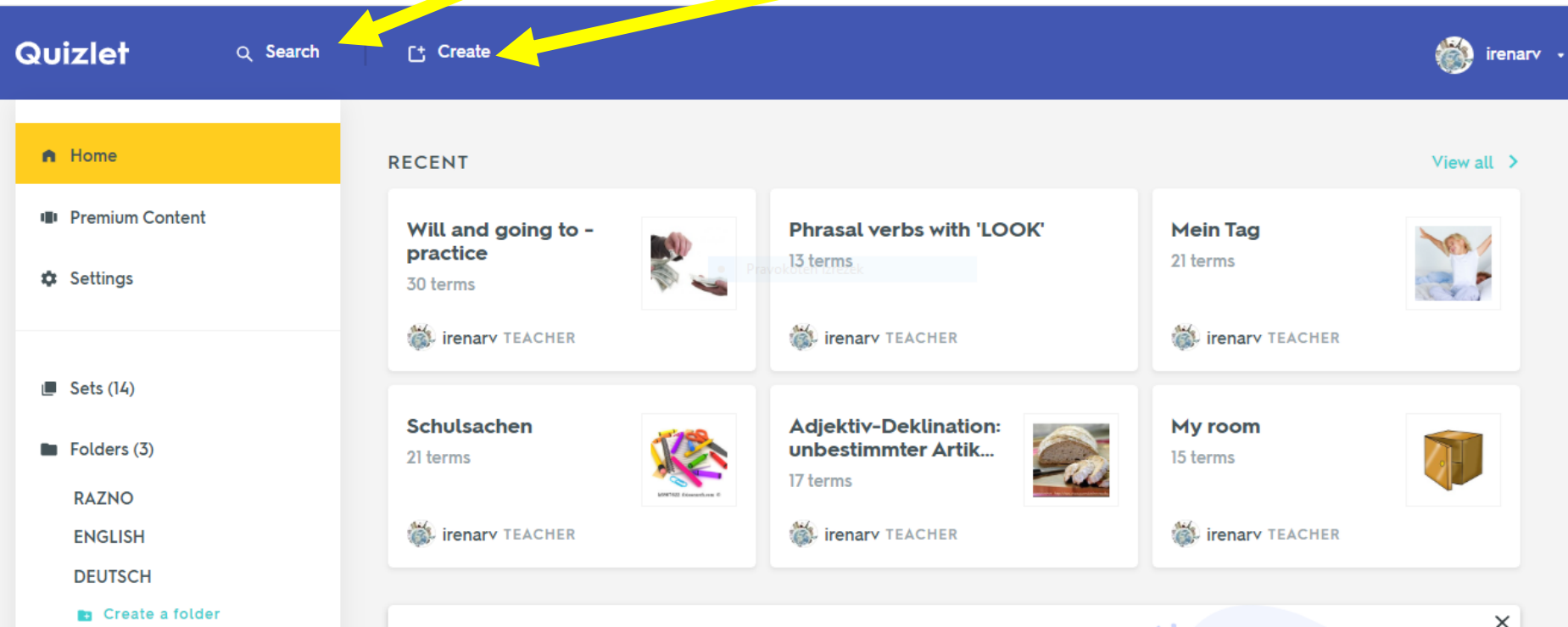
8. razred

View more

👤 Create a class

Ustvarite razred

Lahko iščete med že ustvarjenimi ali ustvarite svoj set



The image shows the Quizlet website interface. At the top, there is a blue navigation bar with the Quizlet logo on the left, a search bar with a magnifying glass icon and the text "Search", a "Create" button with a plus icon, and a user profile icon labeled "irenarv" on the right. Two yellow arrows point from the text above to the "Search" and "Create" buttons. Below the navigation bar is a sidebar on the left with a yellow "Home" button and several menu items: "Premium Content", "Settings", "Sets (14)", "Folders (3)", "RAZNO", "ENGLISH", and "DEUTSCH". At the bottom of the sidebar is a "Create a folder" button. The main content area is titled "RECENT" and contains a grid of six study set cards. Each card displays the set title, the number of terms, a representative image, and the creator's name "irenarv TEACHER". The cards are: 1. "Will and going to - practice" (30 terms, image of hands), 2. "Phrasal verbs with 'LOOK'" (13 terms, image of a book), 3. "Mein Tag" (21 terms, image of a person stretching), 4. "Schulsachen" (21 terms, image of school supplies), 5. "Adjektiv-Deklination: unbestimmter Artik..." (17 terms, image of bread), and 6. "My room" (15 terms, image of a desk). A "View all" link is located at the top right of the "RECENT" section.

Quizlet

Search

Create

irenarv

Home

Premium Content

Settings

Sets (14)

Folders (3)

RAZNO

ENGLISH

DEUTSCH

Create a folder

RECENT

View all >

Will and going to - practice
30 terms
irenarv TEACHER

Phrasal verbs with 'LOOK'
13 terms
irenarv TEACHER

Mein Tag
21 terms
irenarv TEACHER

Schulsachen
21 terms
irenarv TEACHER

Adjektiv-Deklination: unbestimmter Artik...
17 terms
irenarv TEACHER

My room
15 terms
irenarv TEACHER

Home

Premium Content

Settings

Sets (14)

Folders (3)

RAZNO

ENGLISH

DEUTSCH

Create a folder

Classes (5)

RECENT

View all >

Will and going to - practice

30 terms



irenarv TEACHER

Phrasal verbs with 'LOOK'

13 terms

irenarv TEACHER

Mein Tag

21 terms



irenarv TEACHER

Schulsachen

21 terms



irenarv TEACHER

Adjektiv-Deklination: unbestimmter Artik...

17 terms



irenarv TEACHER

My room

15 terms



irenarv TEACHER

Teaching materials



Create a new study set

[Create](#)

Countable and uncountable nouns

Poimenujte set

TITLE

Add a description...

DESCRIPTION

import from Word, Excel, Google Docs, etc.

Uvozite gradivo

Nastavite
dostop do
seta

Nastavite
pravice
urejanja seta

Visible to everyone
Change

Only editable by me
Change

Dodajte sliko s komentarji

Add an annotated diagram

Drag and drop any image or [choose an image](#).

Dodajte pojme, besede, razlage, vprašanja in slike


Create a new study set

+ Import from Word, Excel, Google Docs, etc.

Create

Change

Change

 **Add an annotated diagram**
Drag and drop any image or [choose an image](#).

1

Enter term

TERM

Enter definition

DEFINITION

IMAGE

2

Ko vpisujete pojem, se odpre seznam predlogov za ta pojem in nabor fotografij

1

B I U [color icons] [voice icon] [list icon]

[list icon] [trash icon]

room

soba

TERM

CHOOSE LANGUAGE

DEFINITION

CHOOSE LANGUAGE



room



Or upload your own image



Create a new study set

My room

TITLE

Furniture

DESCRIPTION

+ Import from Word, Excel, Google Docs, etc.

**Kliknite, če
želite gradivo
uvoziti**

**Odpre se novo
polje, kamor lahko
prilepite besedilo**

CANCEL IMPORT

Import your data Copy and Paste your data here (from Word, Excel, Google Docs, etc.)

Word 1 Definition 1
Word 2 Definition 2
Word 3 Definition 3

**Sem prilepite
kopirano besedilo**

Between Term and Definition

Tab

Comma

-

Between cards

New Line

Semicolon

\n\n

CUSTOM

CUSTOM

Import

Preview

Nothing to preview yet.

Import your data Copy and Paste your data here (from Word, Excel, Google Docs, etc.)

The bed postelja

The desk miza

Uvoženo
besedilo

Različni načini
ločevanja med
pojmom in definicijo

Between Term and Definition

Tab

Comma

-

CUSTOM

Between cards

New Line

Semicolon

\n\n

CUSTOM

Import

Preview 2 cards

The bed

TERM

postelja

DEFINITION

The desk

miza

Predogled

Uvozite

Z računalnika naložite sliko, na katero boste dodali opise

DESCRIPTION


+ Import from Word, Excel, Google Docs, etc.


Pravokoten izrezek

Visible to everyone
Change

Only editable by me
Change



 **Add an annotated diagram**
Drag and drop any image or [choose an image](#).



Na sliko dodamo oznake in razlago

Create a new study set saved 2 terms just now

Create

The screenshot shows a digital interface for creating a study set. On the left, a vertical toolbar contains icons for a hand, a yellow circle, a square, and a pencil. The main area features a cartoon illustration of a room with a bookshelf, a chair, a desk, and a window. A modal window is open in the center, allowing the user to add terms. The modal has two sections: one for 'ENGLISH' and one for 'SLOVENIAN'. Each section includes formatting options (B, I, U) and three colored circles (yellow, blue, pink). The 'ENGLISH' section has the word 'Bed' entered, and the 'SLOVENIAN' section has 'Postelja' entered. At the bottom of the modal are 'Add' and 'Cancel' buttons, along with a three-dot menu icon. A blue arrow points from the top text to the yellow circle icon in the toolbar, and another blue arrow points from the top text to the yellow circle in the modal's formatting options.

Hand icon, Yellow circle icon, Square icon, Pencil icon

Formatting options: **B** *I* U [Yellow circle] [Blue circle] [Pink circle]

TERM ENGLISH

Bed

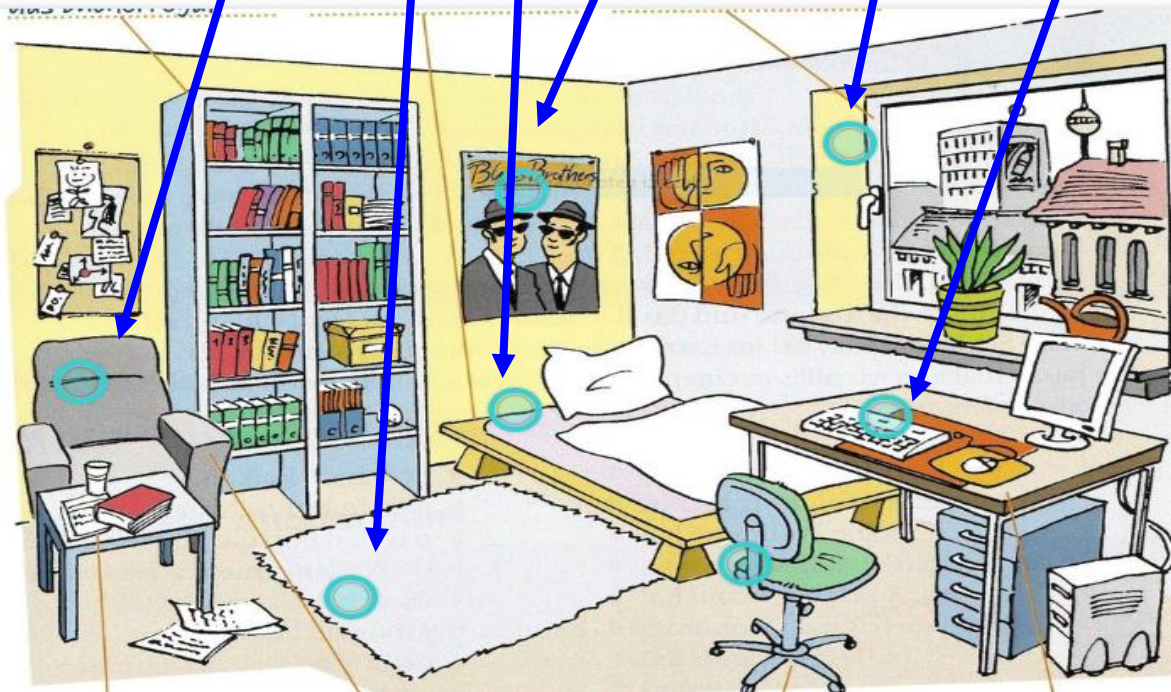
Formatting options: **B** *I* U [Yellow circle] [Blue circle] [Pink circle]

DEFINITION SLOVENIAN

Postelja

Add Cancel [More options]


Slika z oznakami pod katerimi so skrite razlage



Spodaj se samodejno izpisujejo besede z razlagami

Create a new study set Saved 9 terms 2 mins ago

Create



Pravokoten izrezek

1

The bed

TERM

postelja

DEFINITION



2

The desk

TERM

miza

DEFINITION



Lahko dodamo tudi fotografijo iz izbora ali svojo

Ko e igralec
nkliknemo, se
odpre nabor slik

1


B I U | 🗨️ 📄

The bed

Pravokoten črniel postelja

TERM ENGLISH DEFINITION SLOVENIAN

The bed → Or upload your own image



IMAGE

S klikom dodamo dodatne pojme

The screenshot shows a digital flashcard application interface. At the top, there is a header with a menu icon, a trash icon, and a title bar containing the text "Pravokotni prezek". Below the header, there are two columns of flashcards. The left column has a card with the text "Poster" and "TERM" below it. The right column has a card with the text "Poster" and "DEFINITION" below it. To the right of the cards is a dashed box containing an "IMAGE" icon. In the center of the screen, there is a button labeled "+ ADD CARD" which is circled in yellow. A blue arrow points from the top of the page down to this button. At the bottom right, there is a teal "Create" button, also circled in yellow. A blue arrow points from a yellow callout box to this button. The callout box contains the text "Ko končamo, kliknemo na USTVARI".

9

Pravokotni prezek

Poster

TERM

Poster

DEFINITION

IMAGE

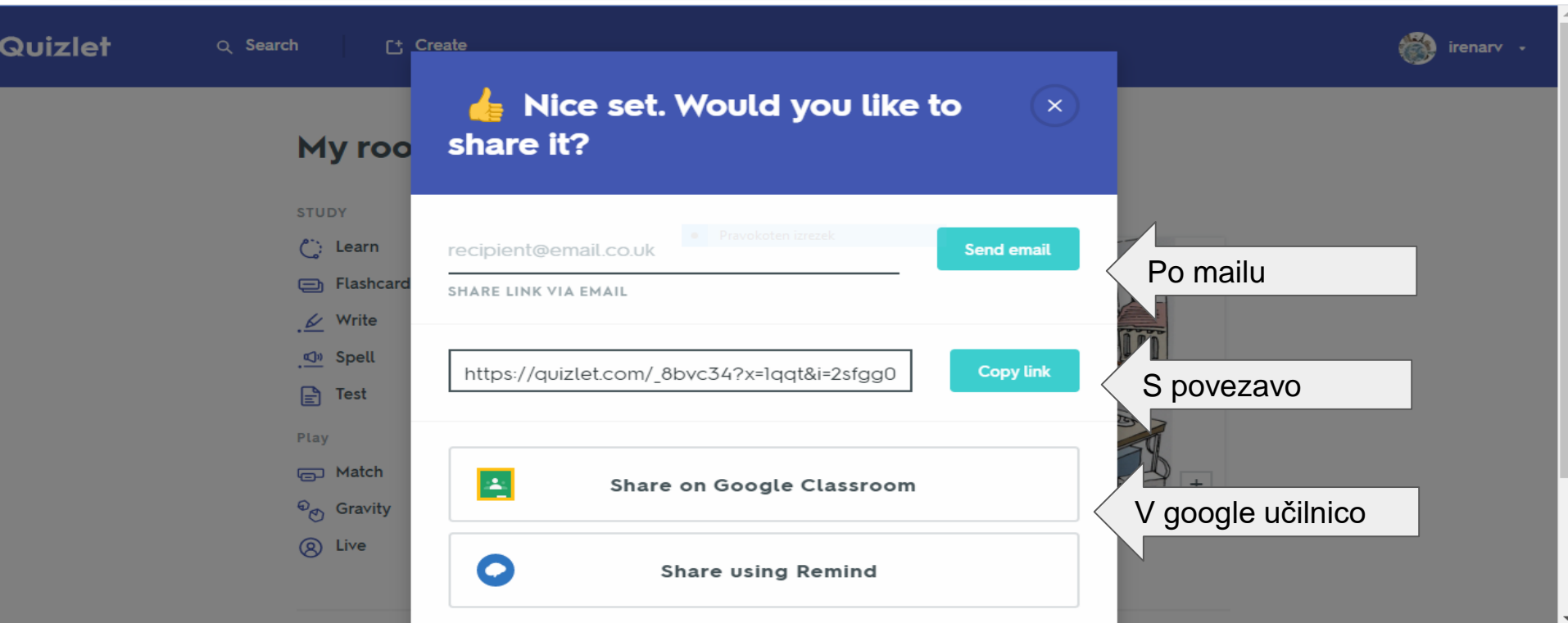
+ ADD CARD

3

Create

Ko končamo, kliknemo na USTVARI

Določimo način deljenja novega seta



The image shows a Quizlet interface with a sharing modal open. The modal has a blue header with a thumbs-up icon and the text "Nice set. Would you like to share it?". Below the header are three main sharing options, each with an annotation arrow pointing to it from the right:

- Send email:** A text input field contains "recipient@email.co.uk" and a "Send email" button. An annotation arrow points to this button with the text "Po mailu".
- SHARE LINK VIA EMAIL:** A text input field contains the URL "https://quizlet.com/_8bvc34?x=1qqt&i=2sfgg0" and a "Copy link" button. An annotation arrow points to this button with the text "S povezavo".
- Share on Google Classroom:** A button with a Google Classroom icon and the text "Share on Google Classroom". An annotation arrow points to this button with the text "V google učilnico".









Below these options is a fourth option: "Share using Remind", which is currently disabled (greyed out).

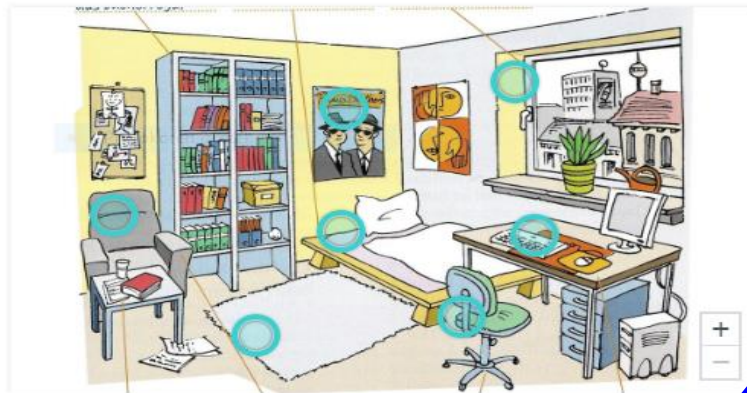
The background shows the Quizlet interface with a search bar, a "Create" button, and a user profile "irenarv". A sidebar on the left lists various study modes: Learn, Flashcard, Write, Spell, Test, Match, Gravity, and Live.

Dokončan set

My room

STUDY

-  Learn
 -  Flashcards
 -  Write
 -  Spell
 -  Test
- Play
-  Match
 -  Gravity
 -  Live



MENI



Dodajte se
določenemu
razredu



Uredite set









Delite set


spremljajte napredek
učencev

Za samostojno ponavljanje je na voljo več opcij, le opcija LIVE pa omogoča delo v timih

My room

STUDY

-  Learn
-  Flashcards
-  Write
-  Spell
-  Test
- Play
-  Match
-  Gravity
-  **Live**



Created by
irenavy TEACHER



OPCIJE

QUIZLET

[Back](#)

How would you like to play?

Select a game.



TEAMS

Students compete in teams

Select



INDIVIDUALS

Students compete against each other individually

Select

Izberemo možnost postavitve kviza

◀ Back

How would you like to play?

Select the combination of prompts and answers you'd like to see.

Pisalna miza

- a) Desk
- b) The bed
- c) The desk
- d) Bed

Select

Desk

- a) Pisalna miza
- b) postelja
- c) miza
- d) Postelja

Select

Desk



Select

Pisalna miza



Select

[Back](#) Live

OPTION A:

Join at www.quizlet.live

Povezava

SHARE WITH PLAYERS

[Copy game link](#)

Enter this code:

Pravokoten izrezek

8

3

4

-

1

9

7

Koda za
vstop

Waiting for 2 more players

 Options

OPTION B:

Join in the Quizlet app

1. Open the app and select Search
2. Select Play Quizlet Live
3. Scan this code:



Prikaz na zaslonu igralca, ki vstopa s povezavo

Quizlet Live

What's your first name?

Pravokoten izrezek

FIRST NAME

Let's go

Prikaz na zaslonu igralca, ki vstopa s kodo

Quizlet Live

Enter the code provided by the game leader to join.

0 0 0 — 0 0 0

Continue

Back

Live

Nastavitev glasbe



Options

OPTION A:

Join at www.quizlet.live

Enter this code:

5 1 3 - 1 0 8

Create game with 11 players

Larisa

Kiki

Nina

Nika

Katrin

leon

Začnite igro

SHARE WITH PLAYERS

Copy game link

OPTION B:

Join in the Quizlet app

1. Open the app and select Search
2. Select Play Quizlet Live
3. Scan this code:



Options ✕

MUSIC

On Off



◀ Back

Live

OPTION A:

Join at

Enter this code

5

1

3

1

0

0

Create game with 13 players

Larlsa

Katrin

Kiki

leon

Nina

Amadeja

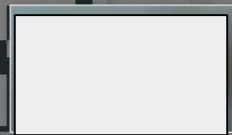
WITH PLAYERS

by game link

N B:

in the Quizlet app

1. Open the app and select Search
2. Select Play Quizlet Live
3. Scan this code:



☰ Options

Seznam vseh igralcev z imeni, ki jih je generiral računalnik

◀ Add more players

👤 Live

JOIN CODE

513 - 108

QR CODE



⚙️ Options

> Speaking: kristjan.potokar

Stingrays

1 Nika

T-Rexes

1 Kiki

Chameleons

1 Lotti

Peacocks

1 Larisa

Snakes

1 leon

Reindeer

1 Irena

Alpacas

1 Nik

Siberian Tigers

1 Amadeja

Unicorns

1 Katja

Owls

1 Ema

Ostriches

1 lorena

Alligators


1 Katrin

Kangaroos

1 Anja

Sea Dragons

1 Nina



Prikaz za igralce, ko vstopijo v igro



Everyone is given the same question

Vsak igralec dobi ime ene živali

QuizletLive

Alligators

Just a moment. Waiting for the game to start.

Peter



Vprašanje in možni odgovori kot jih vidi igralec



The desk

Pravokoten izrezek

miza


postelja

Postelja

Pisalna miza

Primer s sliko in razlagami

Bed



Če je odgovor napačen, se mu za 3 sekunde prikaže
pravilen odgovor



Oops – wrong answer!

STARTING AGAIN IN

1

CORRECT ANSWER:

miza

The desk

Pravokoten izrezek

YOU ANSWERED:

postelja

The bed

Učitelj vidi samo lestvico napredka

Ostriches

2

T-Rexes

1

Speaking: Larisa

Alpacas

2

Alligators

1

Pravokoten izrezek

Chameleons

1

Siberian Tigers

0

Kangaroos

2

Peacocks

2

Unicorns

3

Sea Dragons

2


Igra se zaključí, ko prvi zmaga

End-of-Game Review

Exit Game

Play with a new set

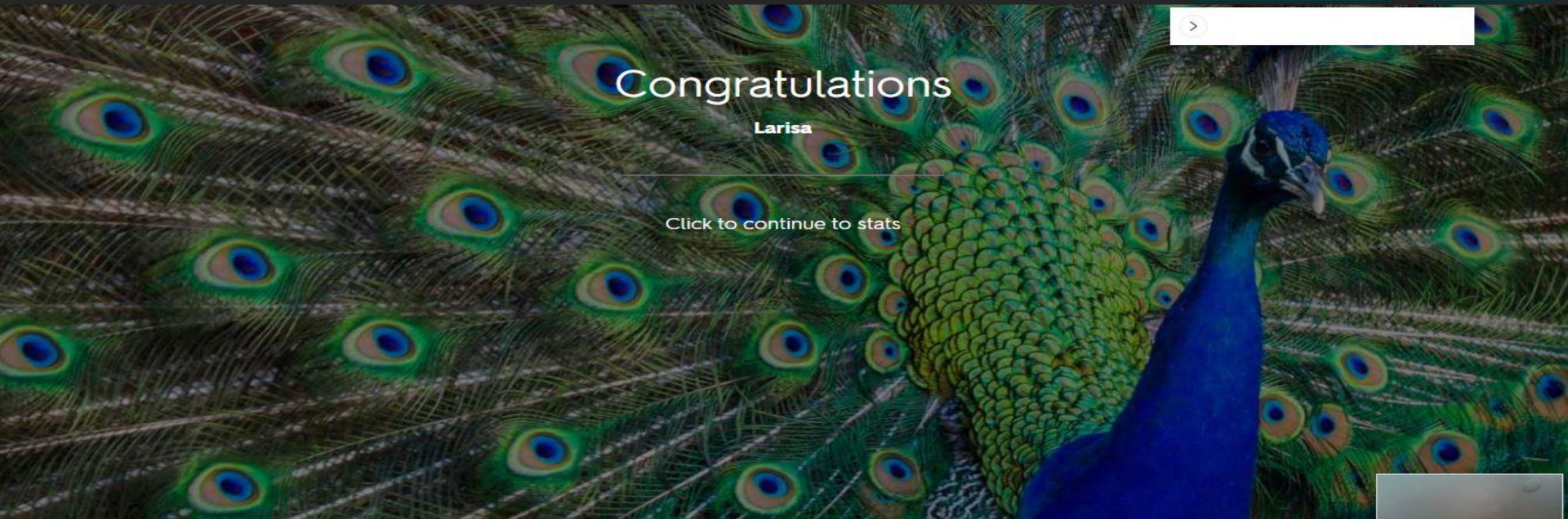
Play again



Congratulations

Larisa

Click to continue to stats



Povzetek napak na koncu igre

WHAT WE LEARNT

bath

...

INITIALLY CONFUSED WITH

armchair

...

Pravokoten izrezek

> Speaking: kristjan.potokar



WHAT WE KNOW

glass

...

Možnosti po končani igri

The screenshot shows a user interface for a language learning application. At the top, there is a dark navigation bar with the text 'End-of-Game Review' on the left, and three buttons on the right: 'Exit Game', 'Play with a new set', and 'Play again'. A blue dialog box is centered on the screen with the title 'Pick a new study set to replay' and a close button (X) in the top right corner. Below the title bar, there are three tabs: 'YOUR SETS' (which is selected and highlighted in blue), 'CLASS SETS', and 'STUDIED SETS'. Under the 'YOUR SETS' tab, there is a search bar containing the text 'Pravnikaten izrezek'. Below the search bar is a list of study sets, each with a horizontal line underneath it. The visible items in the list are: 'My room', 'Phrasal verbs with 'LOOK'', 'Mein Tag', 'Wochentage', 'Will and going to - practice', 'Vocabulary', and 'Schulrachen'.

End-of-Game Review

Exit Game

Play with a new set

Play again

Pick a new study set to replay

YOUR SETS

CLASS SETS

STUDIED SETS

Pravnikaten izrezek

My room

Phrasal verbs with 'LOOK'

Mein Tag

Wochentage

Will and going to - practice

Vocabulary

Schulrachen

IGRAJTE Z MANO

V kviz vstopite s povezavo, ki jo bom nalepila v pogovorno okno.

