

Academic profession in Slovenia – findings from the 2018 APIKS survey

Slovene Team:

Alenka FLANDER (CMEPIUS, SLO)

Manja KLEMENČIČ (Harvard University, USA)

Sebastian KOČAR (Australian National University, AUS)

Academic profession surveys

Three international projects over the past three decades on Academic profession changes and challenges

- 1) the International Survey of the Academic Profession (Carnegie study, 1991-92; 14 countries)
- 2) Changing Academic Profession (CAP, 2007, 18 countries) & The Academic Profession in Europe: Responses to Societal Challenges (EUROAC, 2013, 12 countries)
- 3) Academic Profession in the Knowledge Society (APIKS) (2018, 30 countries)

APIKS international

- Argentina
 - Canada
 - China
 - Croatia
 - Estonia
 - Finland
 - Germany
 - Hong Kong
 - Japan
 - Kazakhstan
 - Korea
 - Lithuania
 - Mexico
 - Portugal
 - Russia
 - Slovenia
 - Sweden
 - Switzerland
 - Taiwan
 - Turkey
 - USA
- To be implemented:
- Mosambique
 - Brasil,
 - Chile,
 - Malaysia,
 - New Zealand,
 - Norway,
 - Pakistan

Overview of presentation

- Overview of Slovene HE system
- Methodology
- Highlights on comparative data from 2018 & 2013
 - General work conditions and activities
 - Teaching

Overview of higher education system



- 3 public and 1 semi-private universities; 50 other HEIs
- 66,000 students in 2017/2018 (99.000 in 2007/08)
- 8588 academic staff employed (5822 in FTE) in 2015; 3701 non-academic staff ;
- 58% of all students and 51% of all staff in one public university
- percentage of academic staff in the period from 2000 – 2016 increased for 185.7%; from 2010-2016 only 2,4%.
- decrease in total expenditure on education between 2011 and 2012 – by 13%; increasing since 2016


Methodology

- **Heavy questionnaire (51 questions)**
- **No sampling frame or admin data** about the population in Slovenia for 2018 (limited info for up to 2015)
- Online data collection using **Qualtrics: June 14th to July 22nd 2018** (up to 4 reminders)
- Email invitations sent to **7859 academics (possible undercoverage)**, 463 emails bounced, **15%** of those who started questionnaire, **not professionally active** at a higher education institution
- Final sample: **1035 respondents** (including 7% partial interviews, **5% 20-<25% of full time**)
- Response rate (AAPOR RR2) = **16,4%**

Overview of responses

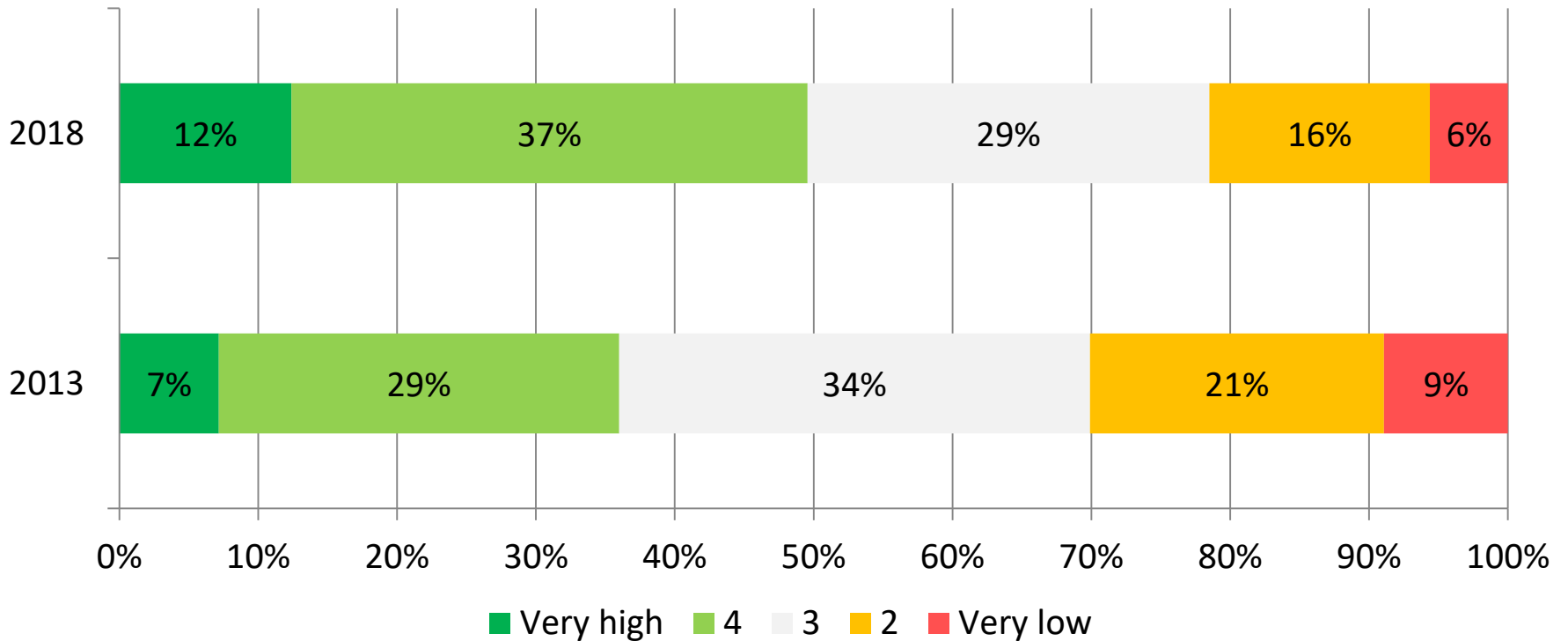
Respondents by gender	2013	2018
Male	54%	50%
Female	46%	50%

Employment situation in the current academic year	2013	2018
Full-time	87%	88%
Part-time	13%	12%

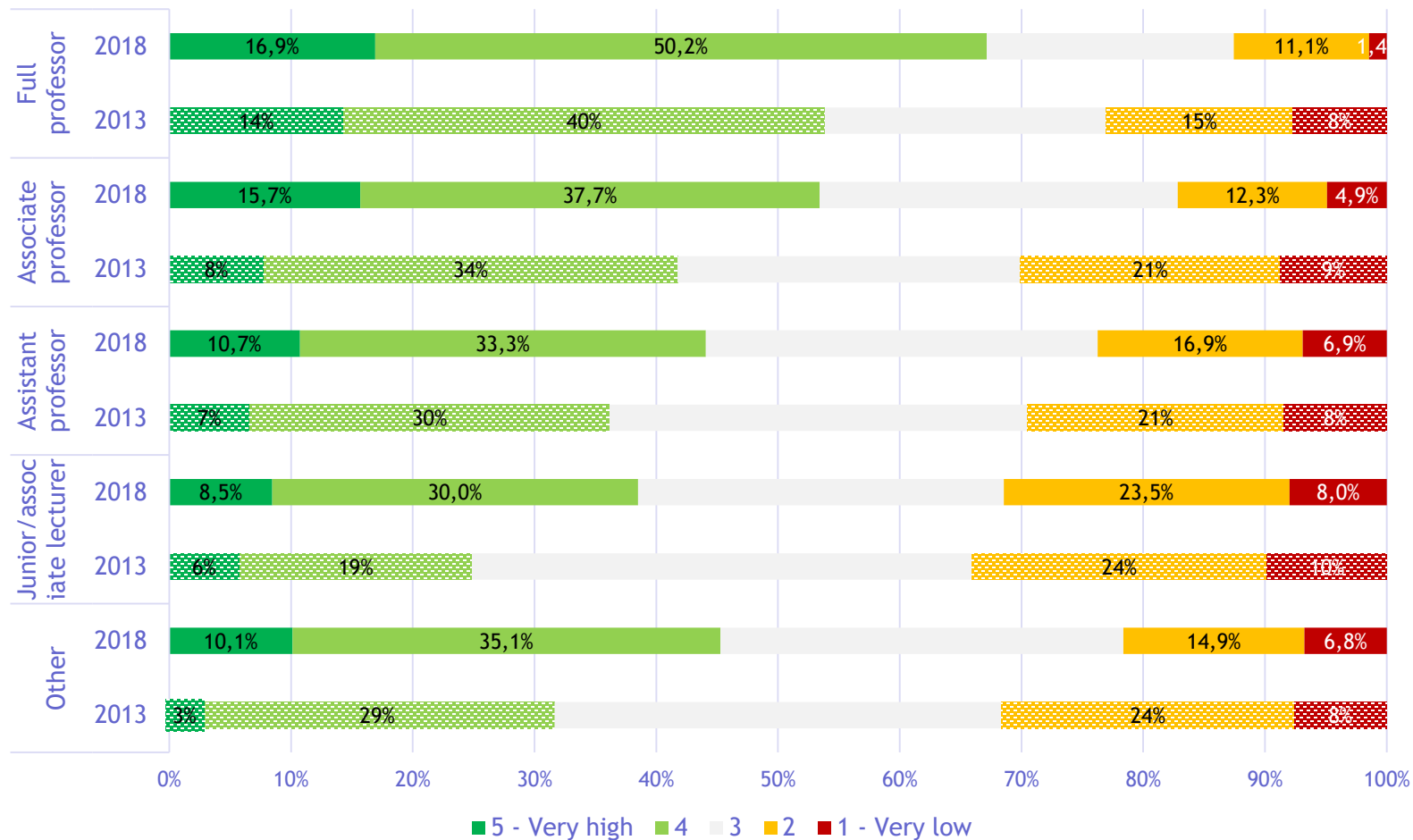


GENERAL WORK CONDITIONS AND ACTIVITIES

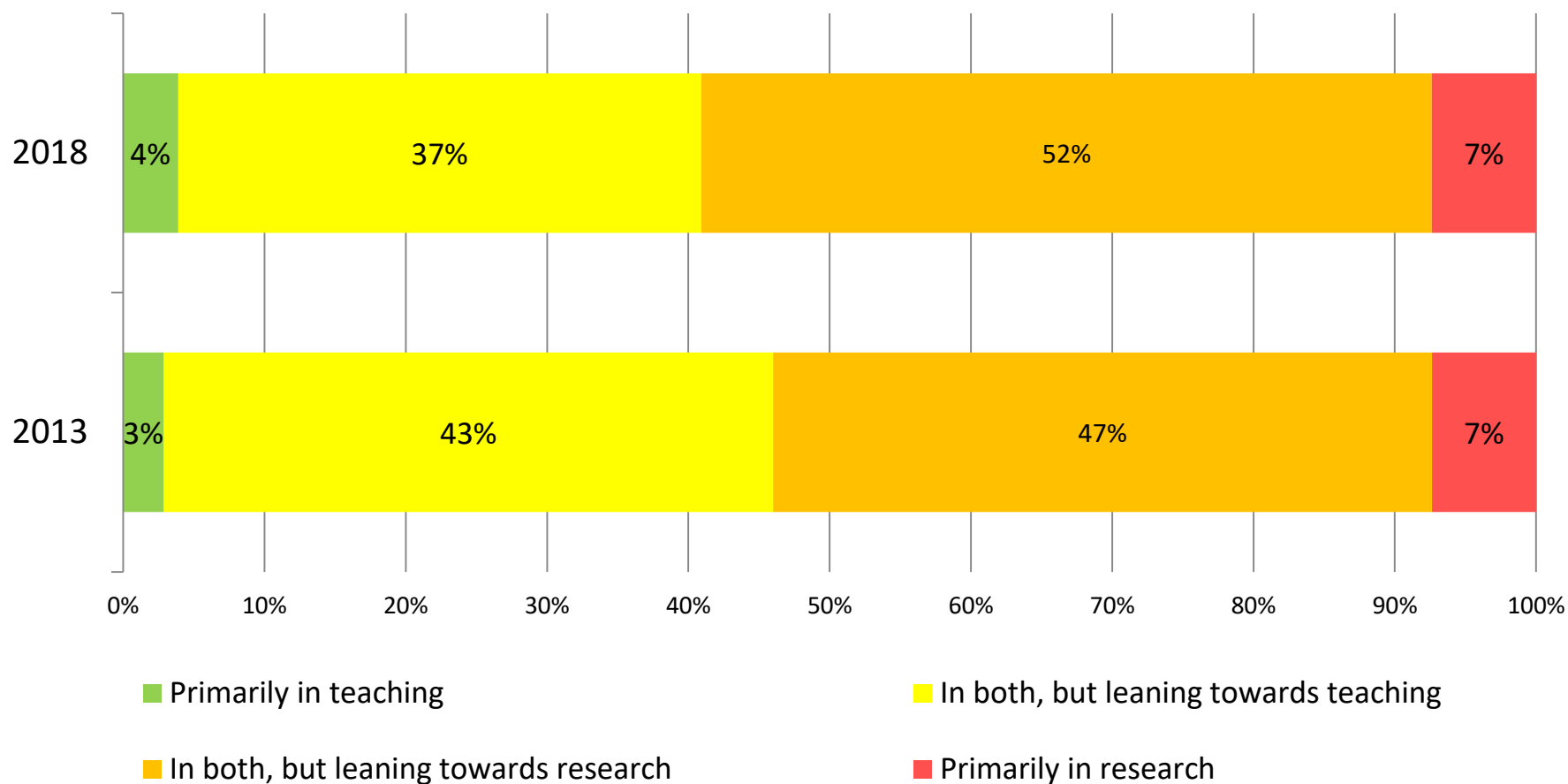
B5_1 Satisfaction with current employment situation




B5_1 How do you rate your satisfaction with your current employment situation (by rank)?



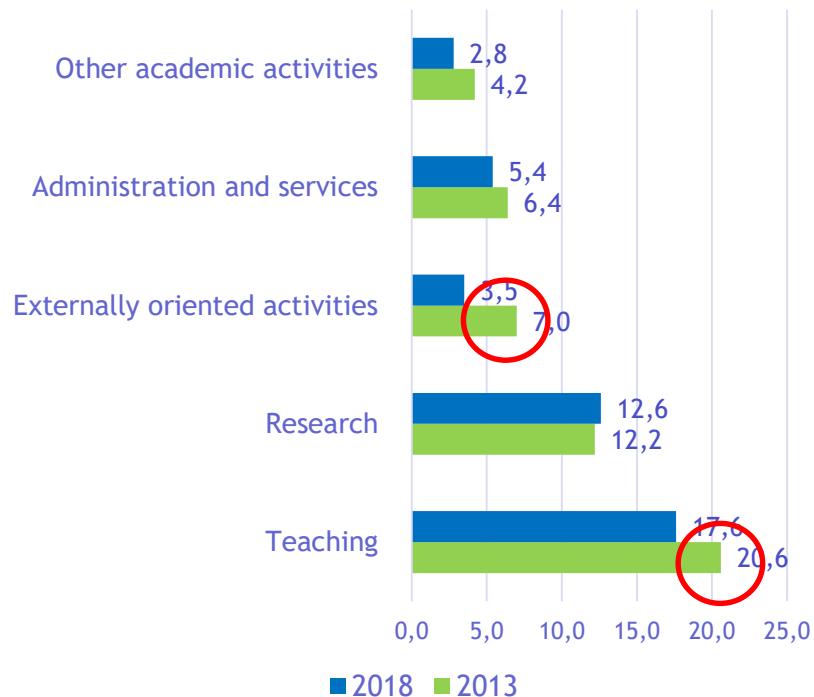
Interest in teaching and/or research in regards to personal preferences



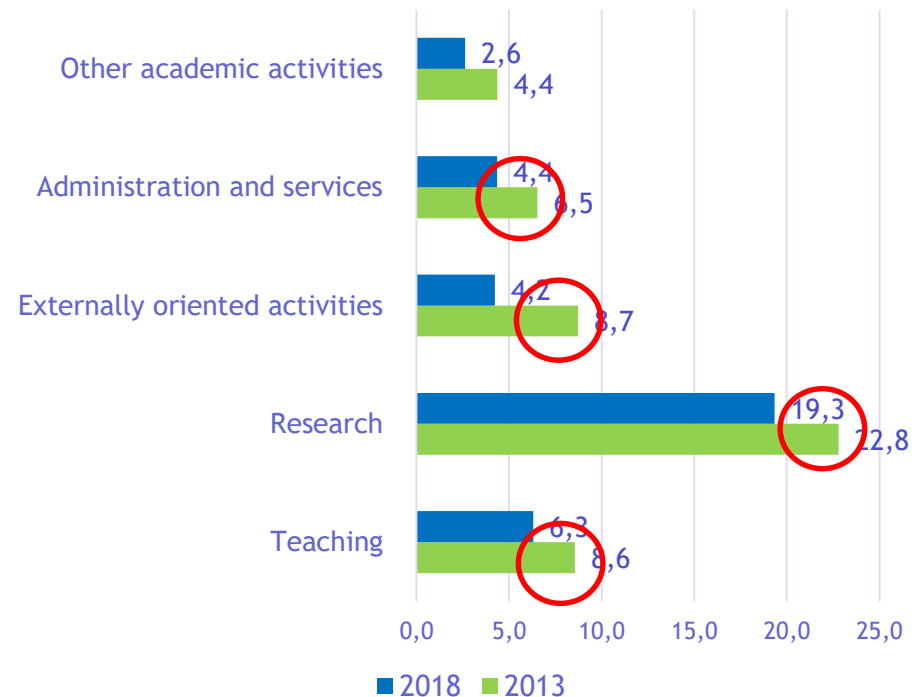
B2: Considering all your professional work, how many hours do you spend in a typical week on each of the following activities?



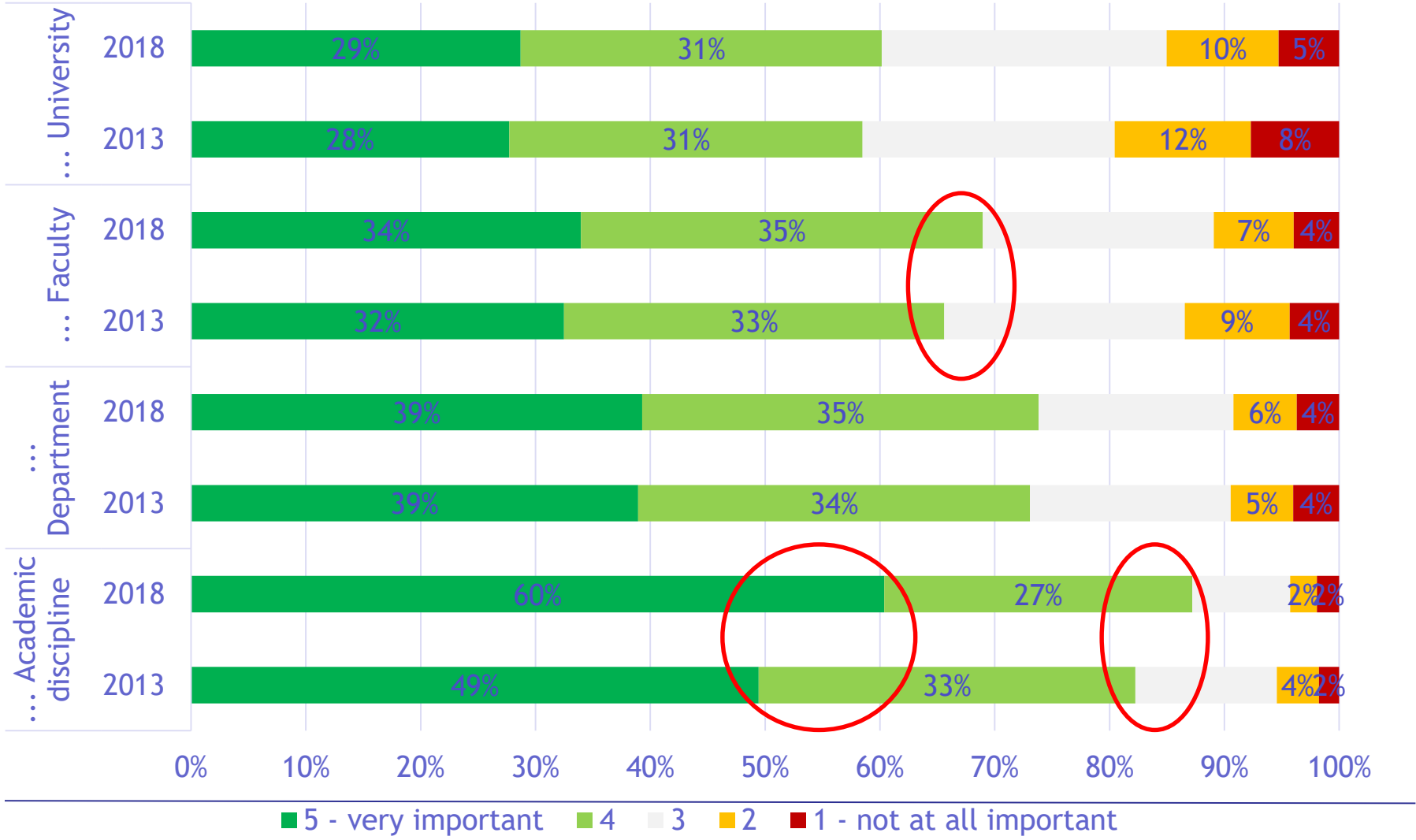
When classes are in session



When classes are not in session




Importance of affiliation to:



During the current academic year, have you done any of the following? (multiple choice)





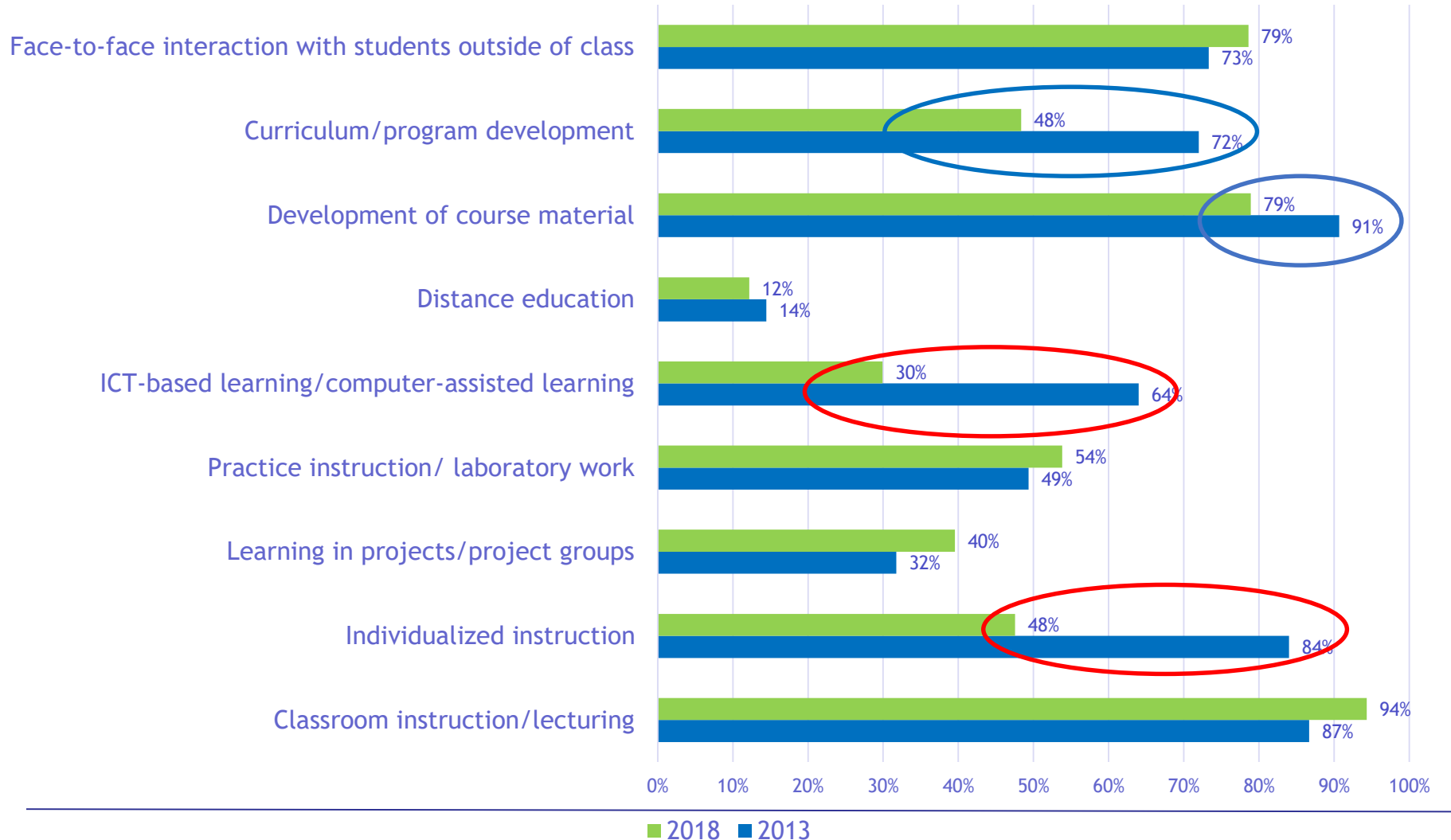
TEACHING

Teaching and career system overview



- Status of **public servants**; HR policies autonomy of HEIs
 - **Direct teaching load specified** as a public service **by the Higher Education Act**;
 - **16.8 students per 1 teacher** (in FTE in 2014/2015)
 - **Women almost 40%** of the HE teaching staff in 2014/2015 (23.1% in 2000);
 - **42.8% academic staff** is between **50 and 64 years** old
 - **Mobility of staff: 7,3%** (2017/18); 5,5% in 2014/15
 - Since 2014 significant increase in financial support and courses offered for **training courses to enhance quality of teaching**
-

C2 During the current (or previous) academic year, have you been involved in any of the following teaching activities? (Check all that apply)



C4: Teachers' perceptions regarding teaching



THANK YOU!

Questions & contacts

alenska.flander@cmepius.si

manjaklemencic@fas.harvard.edu

sebastian.kocar@anu.edu.au